

# The Two Lakes Dialogue

*Logistics information*

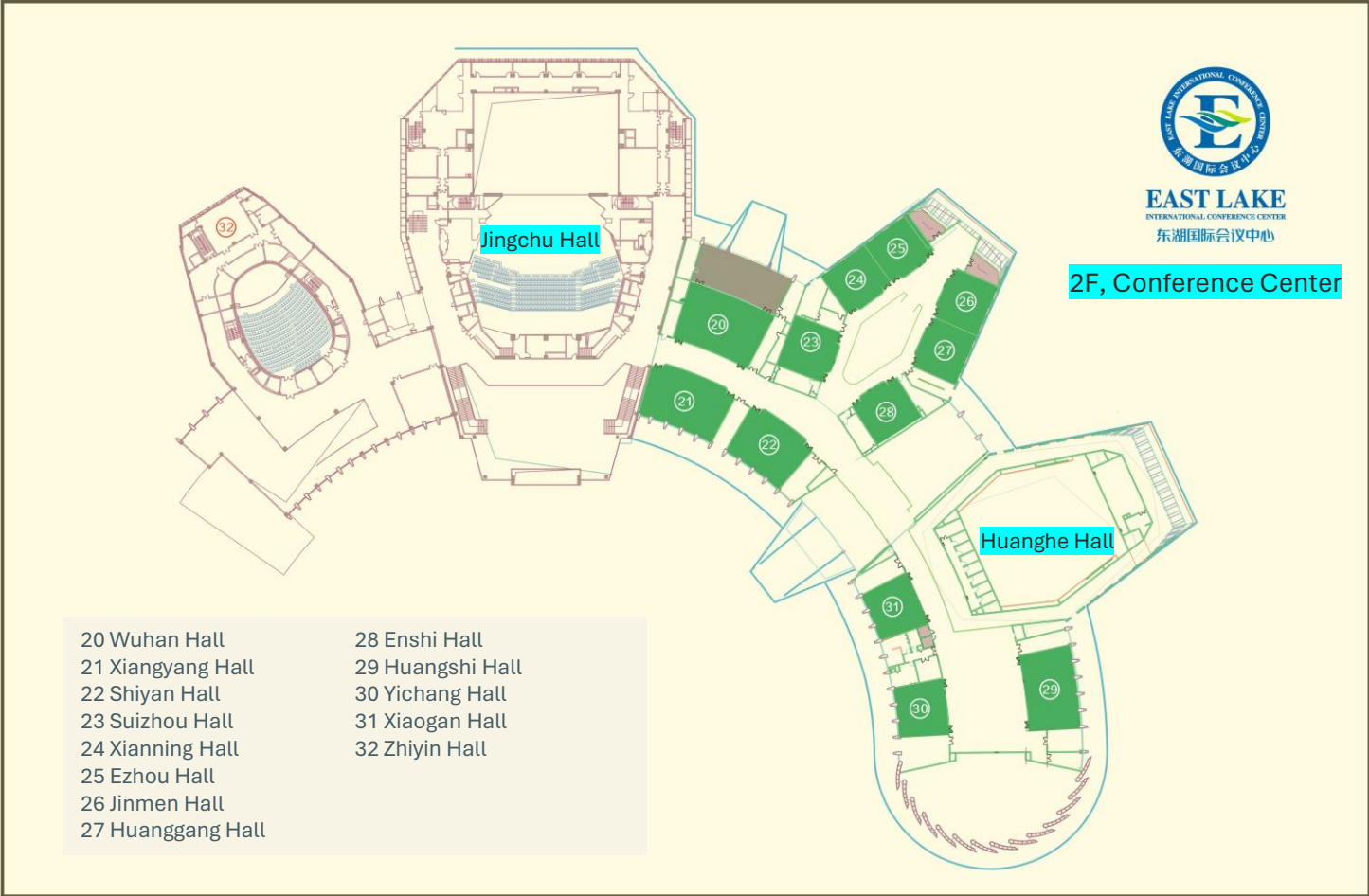


10 June, 2024

# East Lake Hotel Route Map



# Event Venue Layout



# Accommodation

We have rooms blocked at the Tingtao 2#, East Lake Hotel, for the duration of the event.

You are invited to book your room via [Trip.com](https://www.trip.com) (to get access to hotel information and booking link in English).

**It's highly recommended to book rooms named with "2" for proximity to the conference center.**


Should you have any questions about the hotel, please contact Rachel Ren – [ren@wbcSD.org](mailto:ren@wbcSD.org).

## East Lake Hotel 武汉东湖宾馆（听涛2号）

Address: 142 Donghu Road, Wuchang District, Wuhan 武汉市武昌区东湖路142号




# Travel to Wuhan guidance




Register to  
the event

Contact Marine Gard-Huter to inquire about the registration link. This a by-invitation-only event.



Prepare  
your visa

Please refer to additional guidance on slides 22 and 23.



Book your hotel  
room

To access information about the hotel and booking information in English, we invite you to book your room via [Trip.com](https://www.trip.com)

# Visa Application

## Unilateral Visa-free Countries (Short-term Stay up to 15 Days)

- Austria
- Belgium
- France
- Germany
- Hungary
- Ireland
- Italy
- Luxembourg
- Malaysia
- Netherlands
- Spain
- Singapore
- Switzerland

Please note that visa policies can change, and you should check with Chinese embassies and consulates in your country for the most current visa requirements before planning travel.

Additional information:

[List of Agreements on Mutual Visa Exemption Between the People's Republic of China and Foreign Countries](#)

# Visa Application

If you need a visa, please follow the steps below and start your visa application process at your earliest convenience.

1. Fill your personal information in the [event registration form](#) by 5 June

Our team will assist in providing you with a Visa Invitation Letter. For any inquiries, you can contact Rachel Ren ([ren@wbcSD.org](mailto:ren@wbcSD.org))

2. Contact your local Chinese Embassy or Consulate to:

a) Make an appointment ASAP mentioning your travel dates.

\* Note: For Chinese visa types, you can find more information [here](#).

b) Check the list of documents required to apply for a Chinese business visa.

Each case differs, depending on the applicant's nationality and location. Please follow the instructions of your local embassy or consulate. This non-exhaustive list can already give you a good indication of the number of items requested.

c) 3. Prepare & submit all documents requested.

**IMPORTANT:** We invite you to apply for your visa at your earliest convenience as visa proceedings may take up to several weeks. We invite you to start collecting all associated documents while waiting for your invitation letter.